

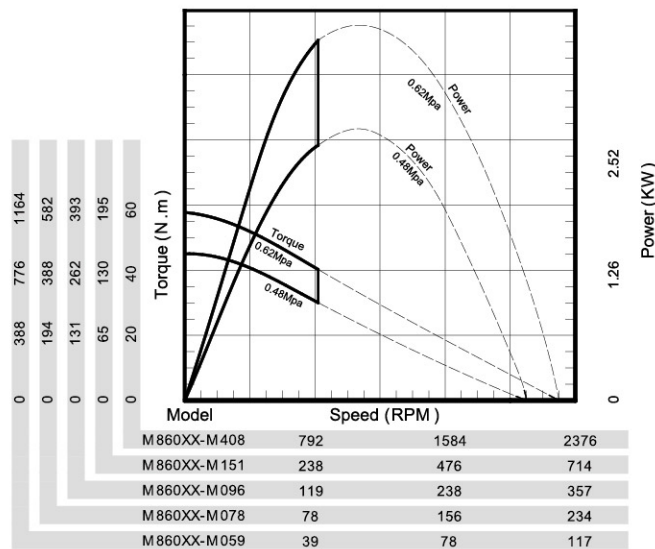
M860XX-M Series 3.38KW/3.64KW



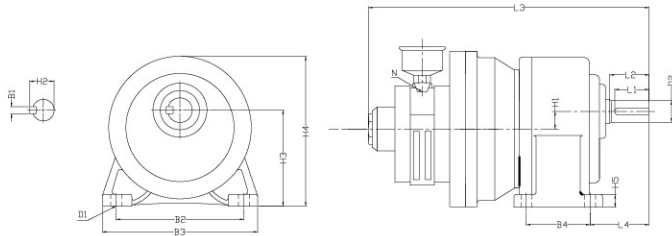
M860XX-M series specification

Model	Max Power (KW)	Speed at Max Power (RPM)	Free Speed (RPM)	Starting Torque(Nm)	Stall Torque (Nm)	Air Consumption (m ³ /m)	Weight(KG)
M860XX-M408	3.46	816	2286	40	56	4.3	25.3
M860XX-M151	3.46	245	686	133	186	4.3	25.3
M860XX-M096	3.46	122	343	267	372	4.3	25.3
M860XX-M078	3.38	81	226	396	553	4.3	39.3
M860XX-M059	3.38	40	113	791	1105	4.3	39.3

Performance Curves

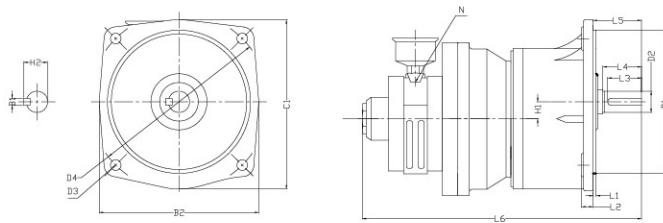


Dimension list -- M860WX-M series horizontal mounts



Model	D1 DIA Mounting holes	D2 DIA Output Shaft	H1 Center Distance	H2 Key Height	H3 Center Height	H4 Reducer Height	H5 Base Thickness	B1 Key Width	B2 Pitch of Holes	B3 Base Width	B4 Pitch of Holes	L1 Key length	L2 Shaft Length	L3 Overall Length	L4 Mount Holes	N Inlet
M860WX-M408	13	32	30	35.5	140	212	115	10	170	210	130	50	55	458	70	G1/2
M860WX-M151																
M860WX-M096																
M860WX-M078																
M860WX-M059	15	40	36	43.5	162	250		10	210	265	150	60	65	503	89	

Dimension List –M860FX-M series vertical mounts



Model	D1 DIA. Cover platform	D2 Output Shaf	D3 DIA. Mounting holes	D4 DIA. Mounting Platform	C1 Overall Height	H1 Center Distance	H2 Key Height	B1 Key Width	B2 Overall Width	L1 Platform Thickness	L2 Flange Thickness	L3 Key Length	L4 Shaft Length	L5 Overall Shaft Length	L6 Overall Length	N Inlet
M860FX-M408	185	32	15	255	248	30	35.5	10	225	3	16	50	55	65	458	G1/2
M860FX-M151																
M860FX-M096																
M860FX-M078																
M860FX-M059	230	40	15	310	291	36	43.5		272	5	21	60	65	85	503	