

M640XX-B Series

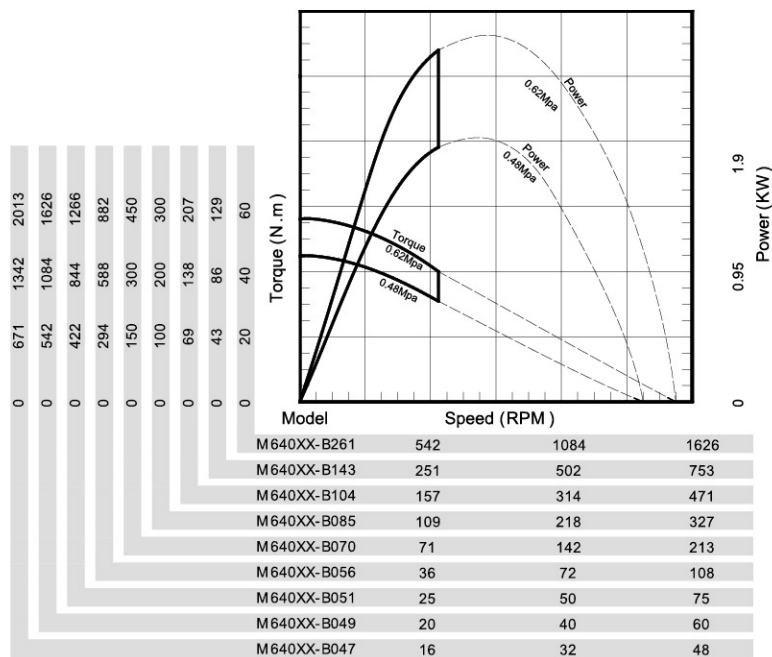
2.54KW/2.60KW



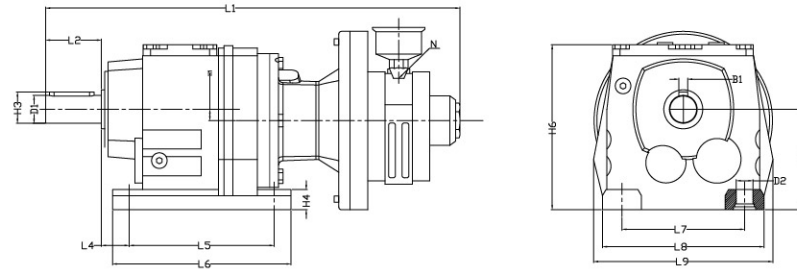
M640XX-B series specification

Model	Max Power (KW)	Speed at Max Power (RPM)	Free Speed (RPM)	Starting Torque(Nm)	Stall Torque (Nm))	Air Consumption (m³/m)	Weight(KG)
M640XX-B261	2.59	588	1548	35	58	3.4	20.4
M640XX-B143	2.59	272	717	76	125	3.4	20.4
M640XX-B104	2.59	170	447	122	200	3.4	20.4
M640XX-B085	2.59	118	310	176	288	3.4	20.4
M640XX-B070	2.54	77	202	265	434	3.4	25.4
M640XX-B056	2.54	39	103	520	851	3.4	31.4
M640XX-B051	2.54	27	72	744	1220	3.4	37.4
M640XX-B049	2.54	21	56	956	1566	3.4	45.4
M640XX-B047	2.54	17	45	1184	1940	3.4	75.4

Performance Curves

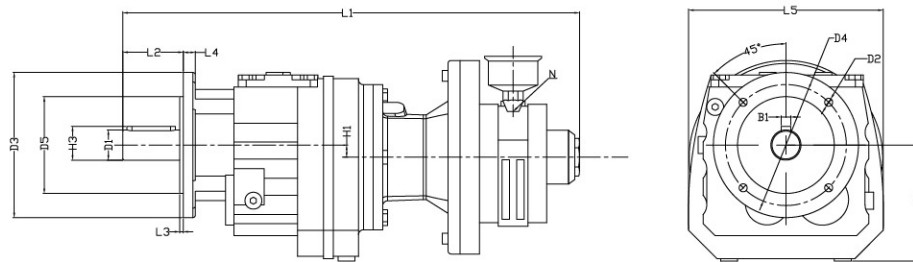


Dimension list - M640WX-B series horizontal mounts



Model	D1 Output Shaft	D2 Install screw hole	H1 Center Distance	H2 Center Height	H3 Key Height	H4 Base Thickness	H6 Flange Height	L1 Overall Length	L2 Shaft Length	L4 Holes	L5 Holes	L6 Base Length	L7 Holes	L8 Base width	L9 Total width	N Inlet	B1 Key Width
M640WX-B261	25	9	5	90	28	18	150	416	50	25	130	160	110	145	200	G1/2	8
M640WX-B143																	
M640WX-B104																	
M640WX-B085																	
M640WX-B070	30	13.5	15.5	115	33	24	190	451	60	30	165	195	135	170	200	G1/2	10
M640WX-B056	35	13.5	8.1	115	38	24	189	473	70	30	165	200	135	190	202		
M640WX-B051	35	17.5	19.5	130	38	30	215	496	70	30	195	235	150	210	220		
M640WX-B049	40	17.5	10	140	43	30	235	516	80	35	205	245	170	230	240		
M640WX-B047	50	17.5	17	180	53.5	45	300	586	100	40	260	310	215	290	305		14

Dimension List –M640FX-B series vertical mounts



Model	D1 Output Shaft	D2 Install screw hole	D3 DIA. Flange	D4 DIA. Mounting platform	D5 DIA. Cover platform	H1 Center Distance	H2 Center Height	H3 Key Height	L1 Overall Length	L2 Shaft Length	L3 Platform Thickness	L4 Flange Thickness	L5 Overall Width	B1 Key Width	N Inlet
M640FX-B261	25	7	120	100	80	5	90	28	416	50	3	8	200	8	G1/2
M640FX-B143															
M640FX-B104															
M640FX-B085															
M640FX-B070	30	9	160	130	110	15.5	115	33	451	60	3.5	10	200	8	G1/2
M640FX-B056	35	11	200	165	130	8.1	115	38	473	70	3.5	12	202	10	
M640FX-B051	35	11	200	165	130	19.5	130	38	496	70	3.5	12	220	10	
M640FX-B049	40	13.5	250	215	180	10	140	43	516	80	4	15	240	12	
M640FX-B047	50	13.5	300	265	230	17	180	53.5	586	100	4	16	305	14	