

M420XX-C Series

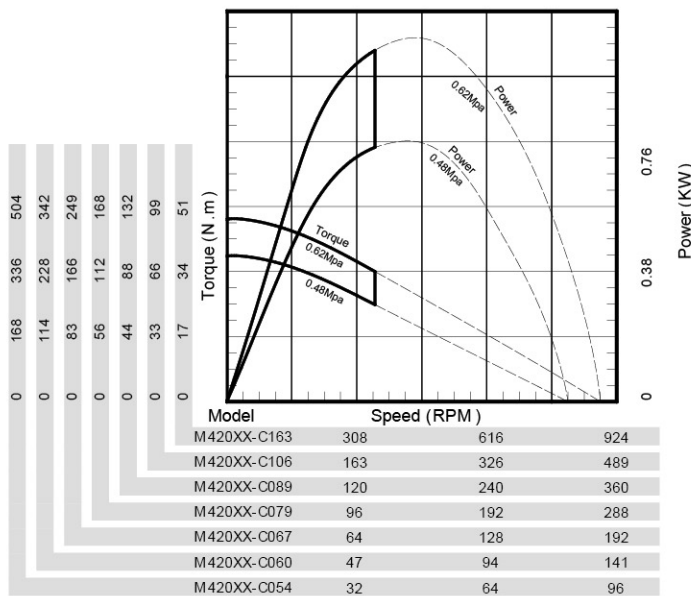
1.03KW/1.06KW



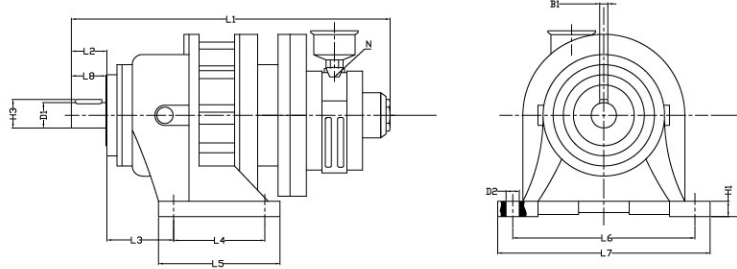
M420XX-C series specification

Model	Max Power (KW)	Speed at Max Power (RPM)	Free Speed (RPM)	Starting Torque(Nm)	Stall Torque (Nm)	Air Consumption (m³/m)	Weight(KG)
M420XX-C163	1.06	327	860	31	49	1.9	12
M420XX-C106	1.06	173	455	58	93	1.9	12
M420XX-C089	1.06	128	337	79	126	1.9	12
M420XX-C079	1.06	101	267	99	159	1.9	12
M420XX-C067	1.06	68	180	147	236	1.9	12
M420XX-C060	1.06	50	131	202	324	1.9	12
M420XX-C054	1.06	34	89	298	477	1.9	12

Performance Curves

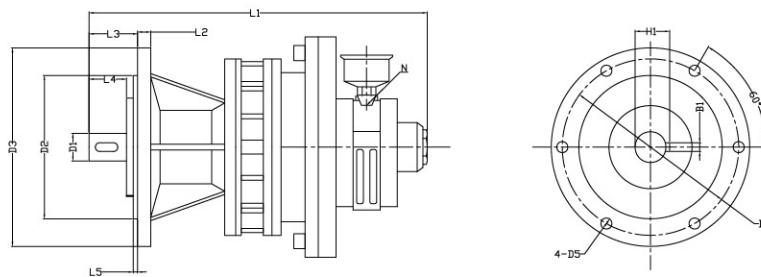


Dimension list – M420WX-C series horizontal mounts



Model	D1 Output Shaft	D2 Install screw hole	H1 Base Thickness	H2 Center Height	H3 Key Height	L1 Overall length	L2 Overall Shaft Length	L3 Pitch of Holes	L4 Pitch of Holes	L5 Base Length	L6 Pitch of Holes	L7 Base width	L8 Shaft Length	B1 Key Width	N Inlet
M420WX-C163	25k6	11	15	100	28	321	35	66	90	120	180	210	34	8	G1/4
M420WX-C106															
M420WX-C089															
M420WX-C079															
M420WX-C067															
M420WX-C060															
M420WX-C054															

Dimension List – M420FX-C series vertical mounts



Model	D1 Output Shaft	D2 DIA. Locating platform	D3 DIA. Flange	D4 DIA. Mounting platform	D5 Install Screw hole	H1 Key Height Center Distance	L1 Overall length	L2 Flange Thickness	L3 Overall Shaft length	L4 Shaft Length	L5 Locating Platform Thickness	B1 Key Width	N Inlet
M420FX-C163	25k6	130	180	160	10	28	321	12	42	34	4	8	G1/4
M420FX-C106													
M420FX-C089													
M420FX-C079													
M420FX-C067													
M420FX-C060													
M420FX-C054													