

## M220XX-B Series

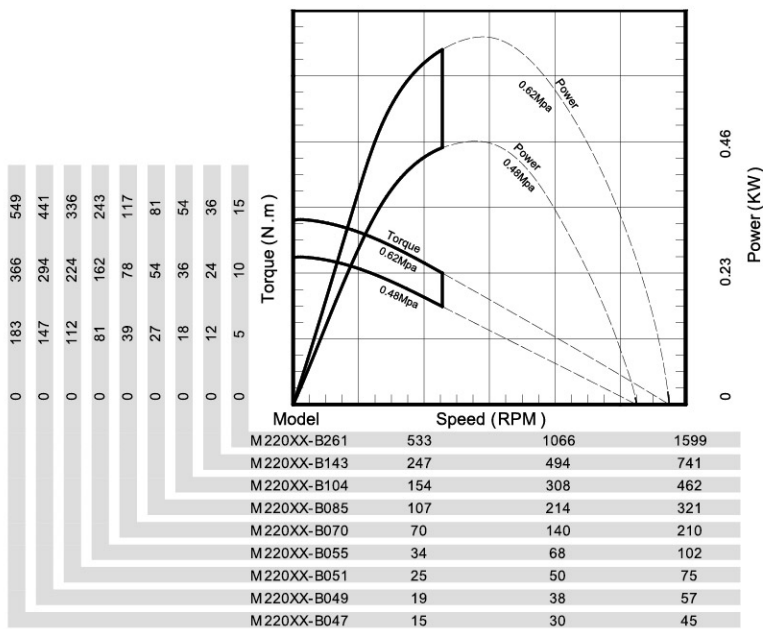
0.62KW/0.63KW



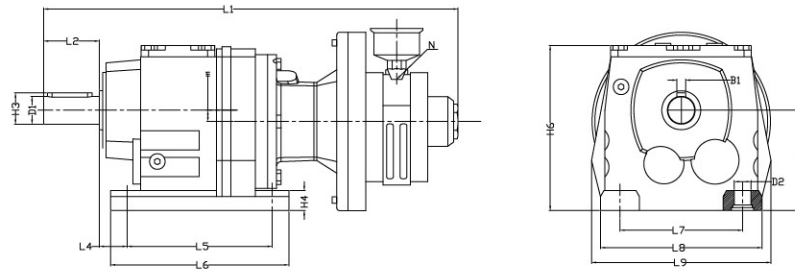
### M220XX-B series specifications

Model	Max Power (KW)	Speed at Max Power (RPM)	Free Speed (RPM)	Starting Torque(Nm)	Stall Torque (Nm)	Air Consumption (m³/m)	Weight(KG)
M220XX-B261	0.63	588	1581	11	15	1.4	15.7
M220XX-B143	0.63	272	732	24	33	1.4	15.7
M220XX-B104	0.63	170	456	39	53	1.4	15.7
M220XX-B085	0.63	118	317	56	76	1.4	15.7
M220XX-B070	0.62	78	209	83	113	1.4	15.7
M220XX-B055	0.62	38	101	172	232	1.4	15.7
M220XX-B051	0.62	27	74	236	318	1.4	15.7
M220XX-B049	0.62	21	56	310	418	1.4	20.7
M220XX-B047	0.62	17	45	386	520	1.4	20.7

### Performance Curves

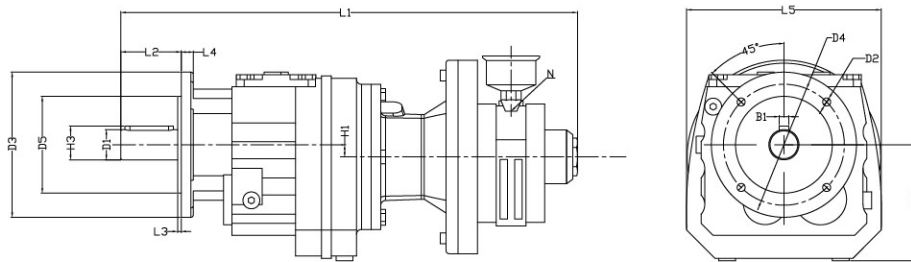


Dimension list - M220WX-B series horizontal mounts



Model	D1 Output Shaft	D2 Install screw hole	H1 Center Distance	H2 Center Height	H3 Key Height	H4 Base Thickness	H6 Flange Height	L1 Overall Length	L2 Shaft Length	L4 Holes	L5 Holes	L6 Base Length	L7 Holes	L8 Base width	L9 Total width	N Inlet	B1 Key Width
M220WX-B261	25	9	5	90	28	18	150	348	50	25	130	160	110	145	160	G1/4	8
M220WX-B143																	
M220WX-B104																	
M220WX-B085																	
M220WX-B070																	
M220WX-B055																	
M220WX-B051																	
M220WX-B049	30	13.5	15.5	115	33	24	190	383	60	30	165	195	135	170	185		
M220WX-B047																	

Dimension List –M220FX-B series vertical mounts



Model	D1 Output Shaft	D2 Install screw hole	D3 DIA. Flange	D4 DIA. Mounting platform	D5 DIA. Cover platform	H1 Center Distance	H2 Center Height	H3 Key Height	L1 Overall Length	L2 Shaft Length	L3 Platform Thickness	L4 Flange Thickness	L5 Overall Width	B1 Key Width	N Inlet
M220FX-B261	25	7	120	100	80	5	90	28	348	50	3	8	160	8	G1/4
M220FX-B143															
M220FX-B104															
M220FX-B085															
M220FX-B070															
M220FX-B055															
M220FX-B051															
M220FX-B049	30	9	160	130	110	15.5	115	33	394	60	3.5	10	185		
M220FX-B047															